



A game-changing treatment for developmental enamel opacities

Flairesse Bleaching Gel CP 5% and CP 10%
Icon Vestibular



For the treatment of **developmental enamel opacities**



Minimally invasive treatment method



Flairesse bleaching: a game changer

Flairesse Bleaching Gel is an important building block in the gentle and effective treatment of developmental enamel opacities that can occur in permanent teeth.

Developmental enamel opacities are particularly problematic, as the altered structure of the tooth enamel is clearly visible. The affected anterior teeth exhibit opacities ranging from bright white or cream to yellow or brown.

These altered opacities impact aesthetic perception and can therefore be particularly concerning for patients, affecting self-confidence, self-esteem, general satisfaction, social relationships and overall quality of life.¹

Studies show a positive effect through the combined treatment of home bleaching and resin infiltration for fluorosis and thus an improvement in self-confidence and self-esteem.²

Developmental enamel opacities contain a high level of organic protein structures, recognisable by their yellow to brownish colour. This can be reduced by treating the affected area with Flairesse Bleaching Gel in advance, which adjusts its colour, making it more closely resemble the surrounding healthy enamel.

Flairesse Bleaching Gel has a gentle whitening effect thanks to its low active ingredient content of only 5% CP or 10% CP. When comparing 5% and 10% carbamide peroxide, a study revealed that the 5% CP product was associated with fewer hypersensitivities.³


Comparisons of highly-concentrated in-clinic whitening products and milder home bleaching products have demonstrated that the lower-concentrated products cause fewer sensitivities and are more widely accepted by users.⁴

¹ Source: 1) Hasmun N et al. J Dent. 020/98: 103372. 2) Athayde GDS et al. J Dent. 2022 Aug;123:104168.

² Source: Pan Z et al. J Dent. 2019 Dec;91:103228.

³ Source: Nathoo S et al. Compend Contin Educ Dent. 2001;22(7):599-604, 6; quiz 8.

⁴ Source: 1) Basting RT et al. Oper Dent. 2012;37(5):464-73. 2) Zhong BJ et al. Oper Dent. 2023;48(3):E71-e80. 3) Auschill TM et al. Oper Dent. 2005;30(2):156-63.



The new Flairesse Bleaching Gel at a glance:

Mild and popular
mint flavour
from the Flairesse
prophylaxis system



Specially developed for the **supportive treatment of developmental enamel opacities**



Low concentration of 5% CP for gentle and non-invasive whitening

Bleaching developmental enamel opacities before treatment conditions the protein-rich lesions and thus



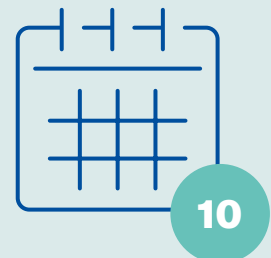
optimally prepares them for infiltration therapy.⁵

Contains **xylitol** and **potassium nitrate**

One Flairesse Bleaching Gel syringe (5 ml) is enough for a

10-day application course

(used 1 x daily) in teeth 5 to 5 of the upper and lower jaw



The Flairesse Bleaching Gels CP 5% and CP 10% achieve the bleaching effect required by DIN EN ISO 28399 with an application time of just one hour

⁵ Source: Pan Z et al. J Dent 2019 Dec;91:103228.

Enamel opacities at a glance

Enamel defects vary greatly in terms of their location, their position in the enamel, their colour and also the enamel structure. In addition to traumatic hypomineralisation and amelogenesis imperfecta,

fluorosis and molar incisor hypomineralisation (MIH) and their treatment options are a much-discussed topic.

FLUOROSIS



Depending on the severity, 25% to 100% of the enamel surface can be affected. The appearance of the lesions can range from tiny white spots or stripes to dark brown spots or even rough, pitted enamel. The tooth may present irregular, demarcated or diffuse opacities.

MIH



MIH is a condition associated with distinct hypomineralised lesions that affect at least one permanent molar, and often the permanent incisors as well. The lesions are usually confined to the incisal or cuspal third of the crown. The defects are well defined and range in colour from whitish-cream to yellow-brown. Depending on the severity, loss of enamel is also possible.

13%
average worldwide prevalence⁷

⁷ Source: Schwendicke F, et al. Global burden of molar incisor hypomineralization. J Dent. 2018; 68: 10-8.

Flairesse Bleaching Gel: gentle whitening action for a brighter smile

DMG Flairesse Bleaching Gels enable gentle whitening thanks to their low concentration of 5% and 10% carbamide peroxide.

The Flairesse Bleaching Gels CP 5% and CP 10% achieve the material properties required by DIN EN ISO 28399 with an application time of just one hour per day over a period of 10 days.

Flairesse Bleaching Gels are effective yet gentle for teeth. Carbamide peroxide consists of hydrogen peroxide and urea. When applied, it slowly breaks down, releasing hydrogen peroxide in the process.

Thanks to the slower release of hydrogen peroxide, bleaching is less aggressive and more gentle.

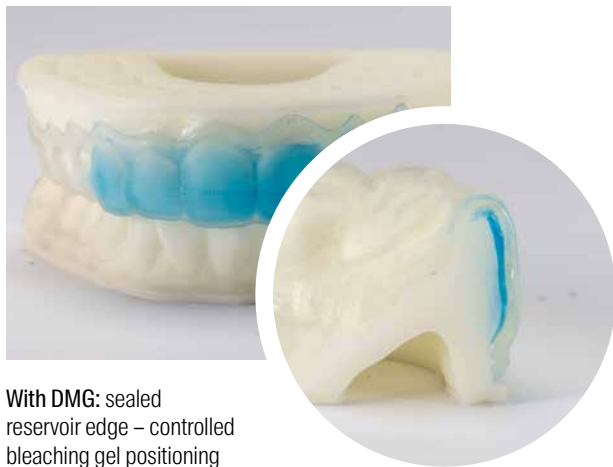
This makes bleaching gels with carbamide peroxide ideally suited for use in home bleaching with the help of a bleaching tray.

The longer exposure time with this method and the use of Flairesse Bleaching Gel are therefore associated with an overall gentler shade correction process – a decisive factor, especially when it comes to treating developmental enamel opacities.

The infiltration method using Icon Vestibular is a useful addition to help achieve a harmonious overall result, resulting in a carefree smile.



DentaMile bleaching trays and **Flairesse** Bleaching Gel: a strong team for first-rate results



With DMG: sealed reservoir edge – controlled bleaching gel positioning



Without DMG: uncontrolled bleaching gel distribution and gum irritation

We recommend using the DentaMile 3D-printed bleaching trays from DMG to apply the Flairesse Bleaching Gels, because their characteristics are significantly superior to those of vacuum-formed splints.

One of the key elements of the DentaMile bleaching tray is the gel reservoir. A precise reservoir edge seal prevents the Flairesse Bleaching Gel from spreading to the sensitive gums, protecting them from harm.

These product properties can only be achieved with the help of 3D printing. This ensures that the gel is applied gently and efficiently.

The Flairesse Bleaching Gels achieve the material properties required by DIN EN ISO 28399 when applied for as little as one hour daily.



Perfect interaction: Icon infiltration after bleaching for an optimum overall result

The application of a whitening gel that contains carbamide peroxide reduces the brownish appearance of the organic protein structures. As a result, all of the teeth will appear whiter overall. However, in the case of developmental enamel opacities, the porous enamel has a different refractive index than the surrounding healthy enamel, meaning that white spots often remain visible. For a harmonious overall appearance, infiltration treatment with Icon Vestibular is a practical and often necessary addition.

Vestibular infiltration treatment with Icon Vestibular is a minimally-invasive yet effective solution for treating enamel opacities – with maximum preservation of the tooth substance.

Back to a natural smile in just three steps

With infiltration treatment, enamel opacities are treated by etching, drying and infiltrating in such a way that they blend seamlessly into the individual tooth profile and are no longer visible. After pretreatment with an etching gel, Icon Infiltrant, a highly liquid resin, is applied to the affected area. Through capillary action, the infiltrant penetrates deep into the porous tooth enamel where it is then light-cured.

Thus, Icon Vestibular and bleaching complement one another ideally when it comes to treating developmental enamel opacities

1 Aesthetic masking: Fluorosis, MIH, hypomineralisation following trauma and amelogenesis imperfecta are rendered virtually invisible by applying a highly liquid infiltrant. The treated area blends in with the natural enamel. This gives the infiltrated enamel a similar refractive index to that of the natural enamel again, which makes the enamel colour visually similar.

Where there is **yellowish or brownish discolouration** of the enamel opacity, prior bleaching makes the aesthetic masking of the opacity possible in the first place.

2 Preservation of the tooth substance: Unlike more invasive treatments such as veneers, the healthy tooth structure remains intact.

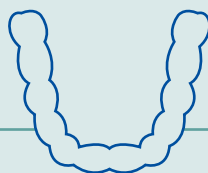
3 Oral health-related quality of life (OHRQoL): the physical appearance of teeth in patients with MIH can be improved with minimally-invasive treatments like infiltration, also in combination with bleaching, thus boosting their self-esteem and socio-emotional well-being.⁸

⁸ Source: Hasmun N et al. Determinants of children's oral health-related quality of life following aesthetic treatment of enamel opacities. J Dent. (2020)

Minimally invasive workflow

Holistic product portfolio

for the treatment of developmental enamel opacities

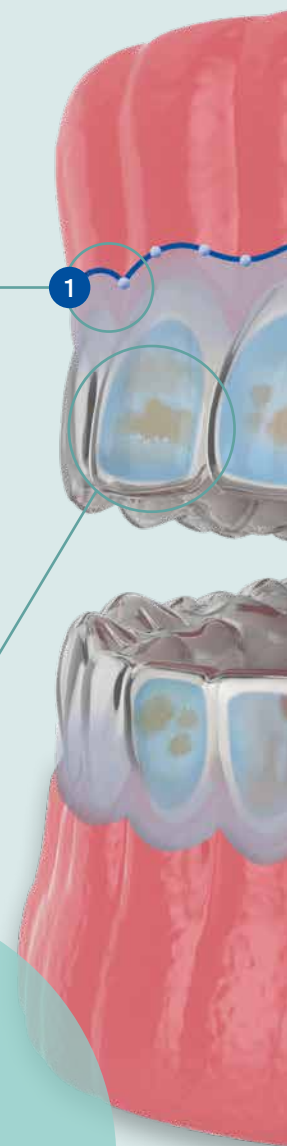


1

1 Manufacturing a precision-fit bleaching tray

with LuxaPrint Ortho Flex NX and DentaMile

- A digital scan for an optimally fitting bleaching tray
- Excellent marginal sealing prevents the gel from leaking and coming into contact with the gums
- Peroxide action is more stable in-situ thanks to the DentaMile bleaching tray gel reservoir
- The gel reservoirs can be custom-adapted to the affected teeth



Fluorosis | MIH |
traumatic
hypomineralisation |
amelogenesis
imperfecta

Professional tooth cleaning

(Optional) with the Flairesse prophylaxis system

Cleans tooth surfaces, remineralises and fluoridates the enamel and seals sensitive teeth or exposed tooth necks

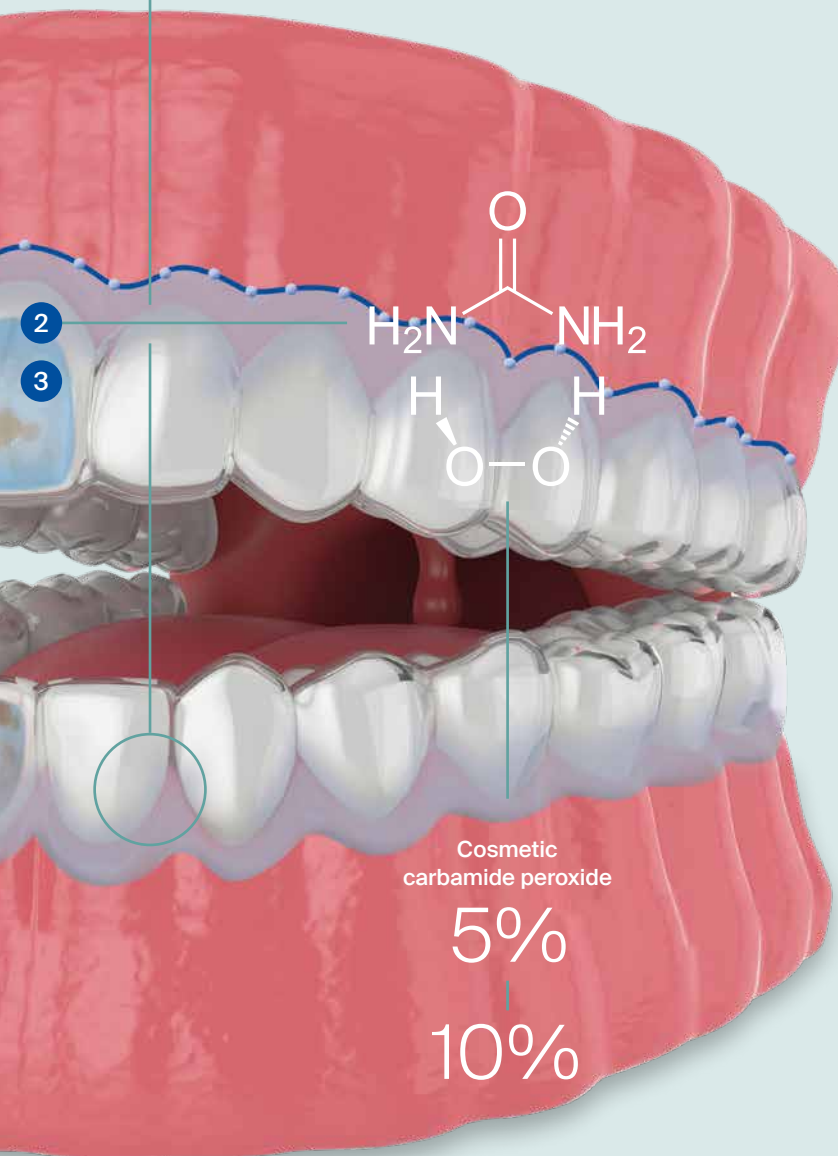


2 Bleaching with Flairesse Bleaching Gel

- Initial treatment in the dental clinic
- Independent use by the patient for the period prescribed by the dentist – one syringe contains enough material for daily application over the course of 10 days
- Achieves the material properties required by DIN EN ISO 28399 with daily application over the course of 10 days

3 Infiltration treatment with Icon Vestibular

- Minimally invasive and gentle
- Can be used for caries-related white spots and enamel opacities like MIH, fluorosis or trauma
- Improved masking effect in combination with bleaching⁹



Cosmetic carbamide peroxide

5%

10%

⁹ Source: Schoppmeier CM, Derman SHM, Noack MJ, Wicht MJ. Power bleaching enhances resin infiltration masking effect of dental fluorosis: A randomized clinical trial. J Dent. 2018 Dec;79:77-84., Pan Z et al. J Dent. 2019 Dec;91:103228.



Flairesse Bleaching Gels from DMG – **variety** makes sense

In addition to the two lower concentration products Flairesse Bleaching Gel CP 5% and Flairesse Bleaching Gel CP 10%, DMG also offers Flairesse Bleaching Gel CP 16%.

That's because patient choice and well-being have the utmost priority at DMG.



Minimally-invasive professional products for the combined treatment of developmental enamel opacities

Flairesse Bleaching Gel

Starter pack:

1 Syringe @ 5 ml Flairesse Bleaching Gel CP 5% REF 310010
1 Tray box

Starter pack:

1 Syringe @ 5 ml Flairesse Bleaching Gel CP 10% REF 310011
1 Tray box

Starter pack:

1 Syringe @ 5 ml Flairesse Bleaching Gel CP 16% REF 310012
1 Tray box

Refill:

1 Syringe @ 5 ml Flairesse Bleaching Gel CP 5% REF 310013

Refill:

1 Syringe @ 5 ml Flairesse Bleaching Gel CP 10% REF 310014

Refill:

1 Syringe @ 5 ml Flairesse Bleaching Gel CP 16% REF 310015

Icon Vestibular

1 Treatment unit contains

1 Syringe @ 0.45 ml Icon Etch
1 Syringes @ 0.45 ml Icon Prime
1 Syringe @ 0.45 ml Icon Infiltrant
6 Icon Vestibular Tips + 1 Icon Capillary Tip

Packaging:

2 Treatment units REF 220521

Economy pack:

7 Treatment units REF 220522

Refill packs:

Icon Etch

3 Syringes @ 0.45 ml Icon Etch REF 220530

Icon Prime

3 Syringes @ 0.45 ml Icon Prime REF 220531

Icon Infiltrant

3 Syringes @ 0.45 ml Icon Infiltrant REF 220532

Icon Vestibular Tips

20 pcs REF 220533

Icon Capillary Tips

20 pcs REF 220535

LuxaPrint Ortho Flex NX

Transparent, 385 nm

1 Bottle @ 5000 g REF 170619

1 Bottle @ 2000 g REF 170618

1 Bottle @ 1000 g REF 170617

1 Bottle @ 500 g REF 170616

1 Bottle @ 200 g REF 170615

More about
Flairesse Bleaching Gel



A smile ahead
together



DMG

Chemisch-Pharmazeutische Fabrik GmbH

Elbgaustraße 248 22547 Hamburg Germany

Telefon: +49. (0) 40. 84 006-0 Fax: +49. (0) 40. 84 006-222

info@dmg-dental.com www.dmg-dental.com

www.facebook.com/dmgdental

0001311/2026-05

